

# Microscope Adapter(MAI)

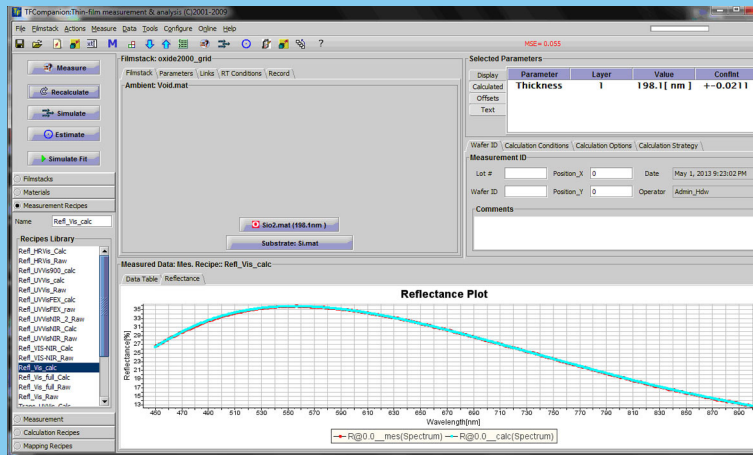

MProbe System Accessories

*It is easy to be an expert with MProbe*

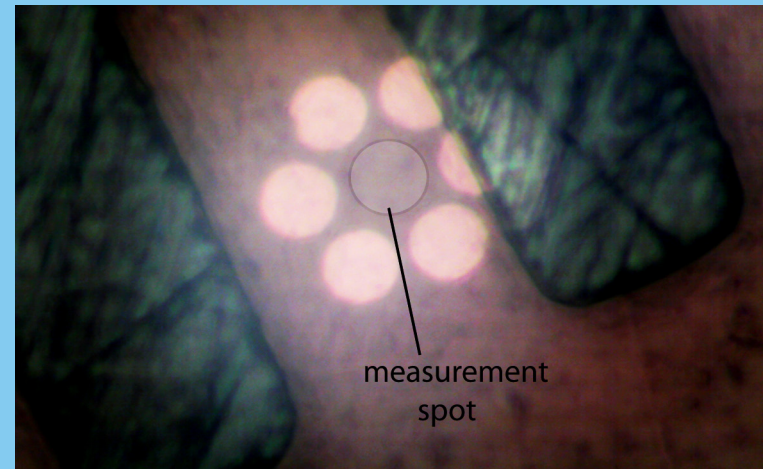
Microscope adapter (MAI), combined with MProbe system, adds thin-film measurement capability to, practically, every microscope with a camera port (A separate, eyepiece adapter, is available for microscopes without camera port ) MAI allows to see/document exact measurement spot location and do accurate measurement on complex nanoscale samples.

In upright microscope - illumination is provided by microscope condenser, in transmission type (biological) microscope - illumination can be provided by MProbe via reflectance probe.

Solid aluminum construction for stable image and measurement location



Measurement result



Measurement spot in the center of illuminated circle (image of reflectance probe).

Dimensions	100mm x 80mm x30mm
Weight	~ 0.5 kg
Wavelength range	350nm -1700 nm
Magnification	1x
Microscope connection	Camera port (C-flange -standard Adapters, both mate and female adapters are supported)
Camera	2 MP 1/4" size
Communication:	USB port (USB cable included)
Power:	powered from USB

SEMICONSOFT, INC  
 83 Pine Hill rd., Southborough, MA 01772  
 tel. +1.617.388.6832  
 fax. +1.508.858.5473  
 email: info@semiconsoft.com  
 Thin -film measurement system and software